

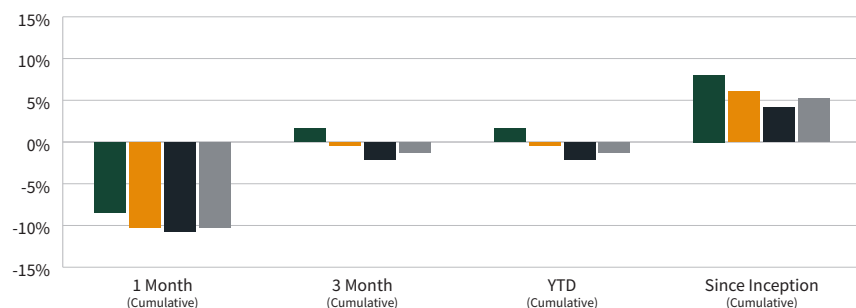
Q1 2026

# Zacks Quality International ETF (QUIZ)

## OBJECTIVE

Zacks Quality International Portfolio seeks to generate positive risk adjusted returns.

## Annualized Returns (Performance as of 3/31/2026)



	1 Month (Cumulative)	3 Month (Cumulative)	YTD (Cumulative)	Since Inception (Cumulative)
<b>QUIZ Market Price</b>	-8.39%	1.66%	1.66%	8.03%
<b>QUIZ NAV</b>	-10.24%	-0.38%	-0.38%	6.11%
<b>Bloomberg Global Developed Markets ex N. America Large &amp; Mid Cap (DXAP)</b>	-10.73%	-2.08%	-2.08%	4.08%
<b>MSCI EAFE Net</b>	-10.29%	-1.24%	-1.24%	5.26%

## FUND DETAILS

Inception Date: **8/15/2025**

Ticker: **QUIZ**

Asset Class: **Equity Class**

Primary Exchange: **NYSE**

CUSIP: **98888G881**

Subsidized SEC Yield: **4.53%\***

Unsubsidized SEC Yield: **4.52%**

Number of Positions: **193**

Weighted Ave Market Capitalization: **\$138.3 B**

Fund Type: **Active**

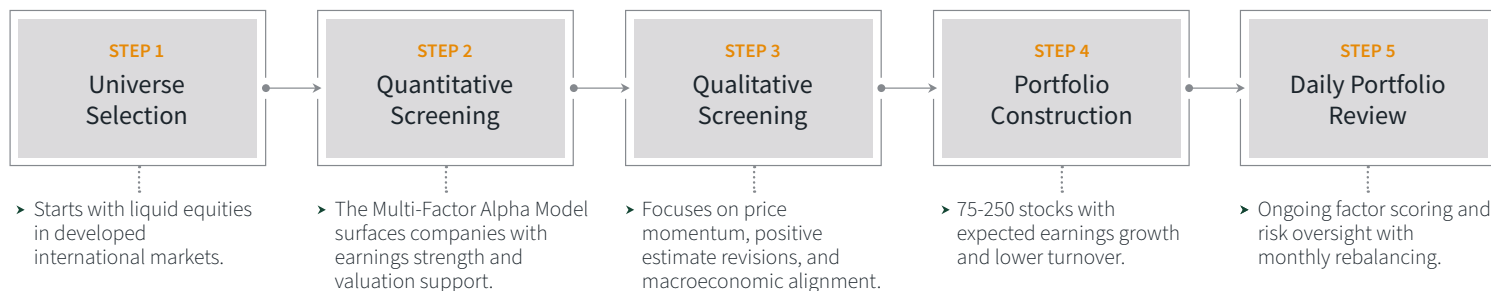
Benchmark: **Bloomberg Developed Markets ex N. America Large & Mid Cap Price Return Index (DXAP)**

Net Expense Ratio: **0.55%\*\***

Gross Expense Ratio: **1.68%**

The performance data quoted represents past performance. Past performance does not guarantee future results. The investment return and principal value of an investment will fluctuate. An investor's shares, when redeemed, may be worth more or less than their original cost; current performance may be lower or higher than the performance quoted. Short term performance, in particular, is not a good indication of the fund's future performance, and an investment should not be made based solely on returns. For the most recent month-end go to <https://www.zacksetfs.com>. ETF shares are bought and sold at market price (not NAV) and are not individually redeemed from the Fund. NAV Returns are calculated using the daily 4:00pm net asset value (NAV). Market price returns reflect the midpoint of the bid/ask spread as of the close of trading on the exchange where Fund shares are listed. Market price returns do not represent the returns you would receive if you traded shares at other times.

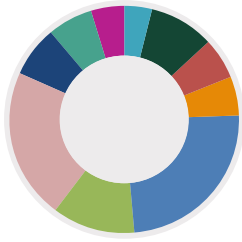
## Investment Process Summary



\* The 30-Day Yield represents net investment income earned by the Fund over the 30-day period ending 3/31/2026, expressed as an annual percentage rate based on the Fund's share price at the end of the 30-day period.

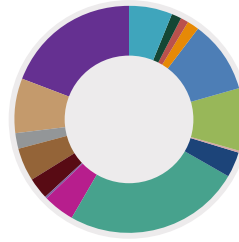
\*\*Reflects a contractual fee waiver until at least September 1, 2026.

## Sector Breakdown\*



Communication Services	3.81%
Consumer Discretionary	8.94%
Consumer Staples	5.73%
Energy	5.32%
Financials	23.62%
Health Care	11.26%
Industrials	21.05%
Information Technology	7.02%
Materials	6.19%
Utilities	4.38%

## Country Breakdown\*



Australia	6.15%
Belgium	1.37%
Denmark	0.96%
Finland	1.62%
France	9.97%
Germany	8.74%
Hong Kong	0.19%
Italy	3.70%
Japan	24.22%
Netherlands	4.19%
Norway	0.36%
Singapore	2.89%
Spain	4.74%
Sweden	2.07%
Switzerland	7.49%
United Kingdom	18.64%

## Top 10 Index Holdings\*

Company	Ticker	SEDOL	Weight
ASML HOLDING NV	ASML NA	B929F46	2.96%
HSBC HOLDINGS PLC	HSBA LN	0540528	2.33%
ROCHE HOLDING AG	ROP SW	BTMJD19	1.84%
SHELL PLC	SHEL LN	BP6MXD8	1.67%
SUMITOMO ELECTRIC INDUSTRIES	5802 JP	6858708	1.62%
BRITISH AMERICAN TOBACCO PLC	BATS LN	0287580	1.54%
NOVARTIS AG-REG	NOVN SW	7103065	1.46%
SIEMENS AG-REG	SIE GR	5727973	1.41%
ASTRAZENECA PLC	AZN LN	0989529	1.39%
COMMONWEALTH BANK OF AUSTRAL	CBA AU	6215035	1.36%

\*As of 3/31/2026. Subject to change.

## FIRM OVERVIEW

Zacks Investment Management is built on a foundation of rigorous research and a desire to outperform benchmarks over time, with a focus on financial intermediaries and institutions. We have been providing wealth management services since 1992, and have been a leading specialist, professional on earnings and using earnings estimates as a part of our investment process for decades. We are a wholly owned subsidiary of our parent company, Zacks Investment Research, one of the largest providers of independent research in the U.S.

**The Fund's investment objectives, risks, charges, and expenses must be considered carefully before investing. The prospectus contains this and other important information about the investment company and can be found at [www.zacksetfs.com](http://www.zacksetfs.com). Please read carefully before investing. A hard copy of the prospectuses can also be requested by calling 855-813-3507.**

## QUIZ Fund Specific Risk

Diversification does not ensure a profit or guarantee against loss. Investing involves risk. Principal loss is possible. As an ETF, the funds may trade at a premium or discount to NAV. Shares of any ETF are bought and sold at market price (not NAV) and are not individually redeemed from the Fund. Transactions in shares of ETFs will result in brokerage commissions, which will reduce returns. The Fund is subject to management risk because it is an actively managed portfolio. The Advisor's judgments about the attractiveness, value, and stability of particular stocks in which the Fund invests may prove to be incorrect, and there is no guarantee that the Advisor's judgment will produce the desired results. Equity securities are subject to changes in value, and their values may be more volatile than those of other asset classes. Stocks of large companies as a group can fall out of favor with the market, causing the Fund to underperform investments that have a greater focus on mid-cap or small-cap stocks. Larger, more established companies may be slow to respond to challenges and may grow more slowly than smaller companies. Investments selected using quantitative methods may perform differently from the market as a whole.

The 30-Day Subsidized SEC Yield reflects fee waivers and/or expense reimbursements recorded by the Fund during the period. Without waivers and/or reimbursements, yields would be reduced. This yield does not necessarily reflect income actually earned and distributed by the Fund and, therefore, may not be correlated with the dividends or other distributions paid to shareholders.

The 30-Day Unsubsidized SEC Yield does not adjust for any fee waivers and/or expense reimbursements in effect. If the Fund does not incur any fee waivers and/or expense reimbursements during the period, the 30-Day Subsidized SEC Yield and 30-Day Unsubsidized SEC Yield will be identical. Negative 30-day SEC yield results when accrued expenses of the past 30 days exceed the income collected during the past 30 days.

The fund is new with a limited operating history. EPS is defined as 12 Month actual Earnings per Share. Northern Lights Distributors, LLC (the "Distributor"), 4221 North 203rd Street, Elkhorn, NE 68022, is the distributor for the Fund. Zacks Investment Management is not affiliated with Northern Lights Distributors, LLC.

## Benchmark

Bloomberg Developed Markets ex N. America Large & Mid Cap Price Return Index (DXAP) is a float market-cap-weighted equity benchmark that covers the top 85% of market cap of the measured market. The index Covers the top 85% of market capitalization in each included market which includes large and mid-cap stocks from developed markets excluding North America. The index was developed as of 3/31/2003. "BLOOMBERG®" and the Bloomberg indices listed herein (the "Indices") are service marks of Bloomberg Finance L.P. and its affiliates, including Bloomberg Index Services Limited ("BISL"), the administrator of the Indices (collectively, "Bloomberg") and have been licensed for use for certain purposes by the distributor hereof (the "Licensee"). Bloomberg is not affiliated with Licensee, and Bloomberg does not approve, endorse, review, or recommend the financial products named herein (the "Products"). Bloomberg does not guarantee the timeliness, accuracy, or completeness of any data or information relating to the Products.

The MSCI EAFE Index (net total return) is a free float-adjusted market capitalization weighted index that is designed to measure the performance of large and mid-cap stocks in developed markets, excluding the U.S. and Canada. Net total return figures assume the reinvestment of dividends after deduction of withholding tax, applying the maximum rate to nonresident individual investors who do not benefit from double taxation treaties.

Zacks Investment Management reserves to the right to discontinue this offering at any time.



## Zacks Investment Management

101 N Wacker Drive, Suite 1500, Chicago, IL 60606

Toll free. (888) 775-8351 | [wholesalesupport@zacksim.com](mailto:wholesalesupport@zacksim.com) | [www.zacksim.com](http://www.zacksim.com)