

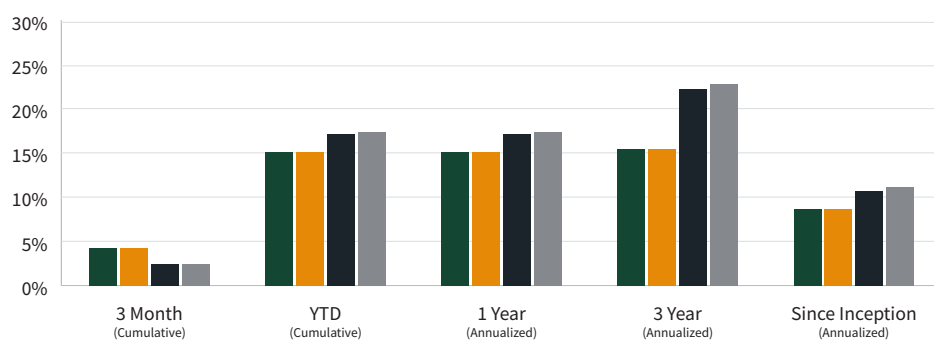
Q4 2025

Zacks Earnings Consistent Portfolio ETF (ZECF)

OBJECTIVE

The Zacks Earnings Consistent Portfolio ETF (the "Fund") seeks to provide long-term total returns and minimize capital loss. The Fund pursues its investment objective by constructing a portfolio of companies that exhibit a track record of moving through adverse market conditions with little to minimal impact on aggregate earnings growth relative to the overall equity market.

Annualized Returns (Performance as of 12/31/2025)



	3 Month (Cumulative)	YTD (Cumulative)	1 Year (Annualized)	3 Year (Annualized)	Since Inception (Annualized)
■ ZECF Market Price	4.20%	15.05%	15.05%	15.41%	8.64%
■ ZECF NAV	4.20%	15.04%	15.04%	15.39%	8.65%
■ Russell 3000 Index	2.40%	17.15%	17.15%	22.25%	10.74%
■ Russell 1000 Index	2.41%	17.37%	17.37%	22.74%	11.13%

FUND DETAILS

Inception Date: 8/23/2021

Ticker: ZECF

Asset Class: Equity

CUSIP: 98888G105

Subsidized SEC Yield: -0.24%*

Unsubsidized SEC Yield: -0.24%

Number of Positions: 59

Weighted Avg. Market

Capitalization: \$1,003 B

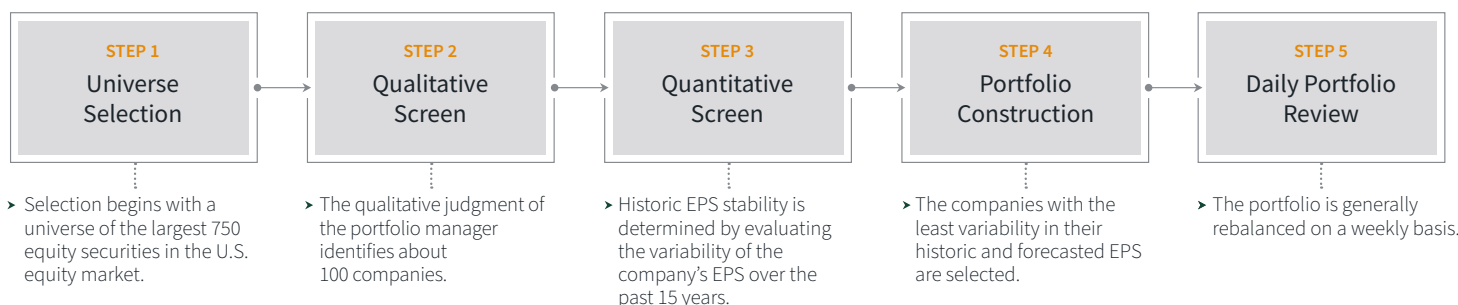
Benchmark: Russell 3000**

Net Expense Ratio: .55%***

Gross Expense Ratio: .66%

The performance data quoted represents past performance. Past performance does not guarantee future results. The investment return and principal value of an investment will fluctuate. An investor's shares, when redeemed, may be worth more or less than their original cost; current performance may be lower or higher than the performance quoted. Short term performance, in particular, is not a good indication of the fund's future performance, and an investment should not be made based solely on returns. For the most recent month-end go to <https://www.zacksfunds.com>. ETF shares are bought and sold at market price (not NAV) and are not individually redeemed from the Fund. NAV Returns are calculated using the daily 4:00pm net asset value (NAV). Market price returns reflect the midpoint of the bid/ask spread as of the close of trading on the exchange where Fund shares are listed. Market price returns do not represent the returns you would receive if you traded shares at other times.

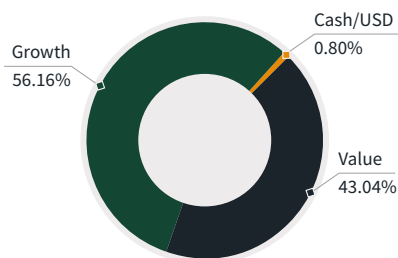
Investment Process Summary



* The 30-Day Yield represents net investment income earned by the Fund over the 30-day period ending 12/31/2025, expressed as an annual percentage rate based on the Fund's share price at the end of the 30-day period.

**The Russell 3000 Index is composed of 3000 large U.S. companies, as determined by market capitalization. This portfolio of Securities represents approximately 98% of the investable U.S. equity market. The Russell 3000 Index is comprised of stocks within the Russell 1000 and the Russell 2000 Indices. The index was developed with a base value of 140.00 as of December 31, 1986.

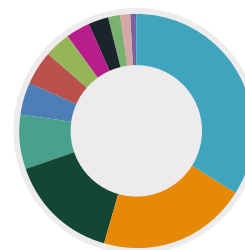
***Reflects a contractual fee waiver until at least 5/31/2026.



■ Value	43.04%
■ Growth	56.16%
■ Cash/USD	0.80%
Grand Total	100%

Top 10 Index Holdings*

Company	Ticker	Weight
Alphabet, Inc.	GOOGL	7.50%
Apple, Inc.	AAPL	7.48%
Microsoft Corporation	MSFT	6.05%
Caterpillar, Inc.	CAT	3.55%
JPMorgan Chase & Company	JPM	3.47%
Walmart, Inc.	WMT	2.98%
American Express Company	AXP	2.98%
Eli Lilly & Company	LLY	2.81%
Applied Materials, Inc.	AMAT	2.23%
Procter & Gamble Company (The)	PG	2.07%



■ Computer and Technology	33.93%
■ Finance	20.71%
■ Medical	15.14%
■ Retail -Wholesale	7.63%
■ Industrial Products	4.53%
■ Consumer Staples	4.52%
■ Utilities	3.69%
■ Business Services	3.20%
■ Aerospace	2.88%
■ Consumer Discretionary	1.62%
■ Construction	1.36%
■ Cash	0.80%
Grand Total	100%

*As of 12/31/2025. Subject to change.

FIRM OVERVIEW

Zacks Investment Management is built on a foundation of rigorous research and a desire to outperform benchmarks over time, with a focus on financial intermediaries and institutions. We have been providing wealth management services since 1992, and have been a leading expert on earnings and using earnings estimates as a part of our investment process. We are a wholly owned subsidiary of our parent company, Zacks Investment Research, one of the largest providers of independent research in the U.S.

The Fund's investment objectives, risks, charges, and expenses must be considered carefully before investing. The prospectus contains this and other important information about the investment company and can be found at www.zacksfunds.com. Please read carefully before investing. A hard copy of the prospectuses can also be requested by calling 855-813-3507.

Investing involves risk. Principal loss is possible. As an ETF, the funds may trade at a premium or discount to NAV. Shares of any ETF are bought and sold at market price (not NAV) and are not individually redeemed from the Fund. Transactions in shares of ETFs will result in brokerage commissions, which will reduce returns. The Fund is subject to management risk because it is an actively managed portfolio. The Advisor's judgments about the attractiveness, value, and stability of particular stocks in which the Fund invests may prove to be incorrect, and there is no guarantee that the Advisor's judgment will produce the desired results. Equity securities are subject to changes in value, and their values may be more volatile than those of other asset classes. Stocks of large companies as a group can fall out of favor with the market, causing the Fund to underperform investments that have a greater focus on mid-cap or small-cap stocks. Larger, more established companies may be slow to respond to challenges and may grow more slowly than smaller companies. Investments selected using quantitative methods may perform differently from the market as a whole.

The Russell 3000 Index is a well-known, unmanaged index of the prices of 3000 broad U.S. equity company common stocks, selected by Russell. The Russell 3000 Index assumes reinvestment of dividends but does not reflect advisory fees. An investor cannot invest directly in an index. The volatility of the benchmark may be materially different from the individual performance obtained by a specific investor.

The 30-Day Subsidized SEC Yield reflects fee waivers and/or expense reimbursements recorded by the Fund during the period. Without waivers and/or reimbursements, yields would be reduced. This yield does not necessarily reflect income actually earned and distributed by the Fund and, therefore, may not be correlated with the dividends or other distributions paid to shareholders.

The 30-Day Unsubsidized SEC Yield does not adjust for any fee waivers and/or expense reimbursements in effect. If the Fund does not incur any fee waivers and/or expense reimbursements during the period, the 30-Day Subsidized SEC Yield and 30-Day Unsubsidized SEC Yield will be identical. Negative 30-day SEC yield results when accrued expenses of the past 30 days exceed the income collected during the past 30 days.

EPS is defined as 12 Month actual Earnings per Share. Distributor: Northern Lights Distributors, LLC. Zacks Investment Management is not affiliated with Northern Lights Distributors, LLC. Zacks Investment Management reserves the right to discontinue this offering at any time.



Zacks Investment Management

101 N Wacker Drive, Suite 1500, Chicago, IL 60606

Toll free. (888) 775-8351 | wholesalesupport@zacksim.com | www.zacksim.com